




Human Machine Interface with 7" TFT Display

Features

- Aluminum Housing and Brand-new Color & Design
- 7" 800x480 TFT LCD
- Fan-less Cooling System
- Built-in 256MB Flash Memory and RTC
- NEMA4/IP66 Compliant Front Panel
- One USB Host and One USB Client Port
- SD Card Slot supports SD and SDHC cards
- Power Isolator Inside
- Com1 or Com3 RS485 2W Supports MPI 187.5K
- CAN Bus Device Supports CANopen Protocol
- Com1 / Com3 RS485 & CAN Bus Built-in Isolation

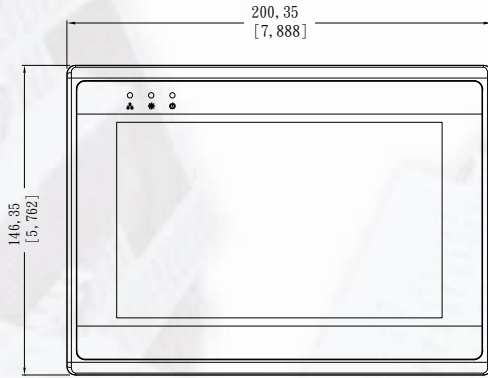
Display	Display	7" TFT
	Resolution	800x480
	Brightness (cd/m ²)	500
	Contrast Ratio	500:1
	Backlight Type	LED
	Backlight Life Time	30,000 hr.
	Colors	65535
Touch Panel	Type	4-wire Resistive Type
	Accuracy	Active Area Length(X)±2%, Width(Y)±2%
Memory	Storage(MB)	256
	RAM (MB)	256
Processor		32Bit RISC CPU 600MHz
I/O Port	SD Card Slot	SD/SDHC
	USB Host	USB 2.0 x 1
	USB Client	USB 2.0 x 1
	Ethernet	10/100 Base-T
	COM Port	COM1 (RS-232/RS-485 2W/4W), COM3(RS-232/RS-485 2W)
	CAN Bus	Yes
	Audio	Audio Line Out – 3.5 mm jack x 1
RTC		Built-in
Power	Input Power	24±20%VDC
	Power Consumption	400m A@24V
	Power Isolation	Built In
	Voltage Resistance	500VAC (1 min)
	Isolation Resistance	Exceed 50MΩ at 500VDC
	Vibration Endurance	10 to 25Hz(X,Y,Z direction 2G 30 minutes)
Specification	Enclosure	Aluminum
	Dimensions WxHxD	200 x 146 x 42.5mm
	Panel Cutout (mm)	192 x 138mm
	Weight (kg)	Approx. 0.9 kg
Environment	Protection Structure	IP66 front panel (O ring seal)
	Storage Temperature	-20° ~ 70°C (-4° ~ 158°F)
	Operating Temperature	-20° ~ 50°C (-4° ~ 122°F)
	Relative Humidity	10% ~ 90% RH (non-condensing)
Certifications	CE	EN 55022: 2006 + A1: 2007 EN 61000-3-2: 2006 + A2: 2009 EN 61000-3-3: 2008 EN 55024: 1998 + A1: 2001 + A2: 2003
	FCC	Comply with FCC class A
	UL	UL508 Type 1, NEMA 4
Software		EasyBuilder Pro



Top View



Side View



Front View



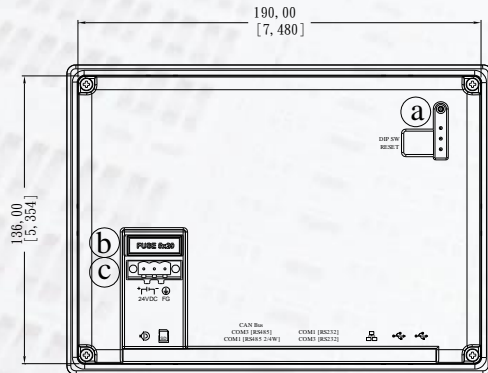
Side View

Ordering Information

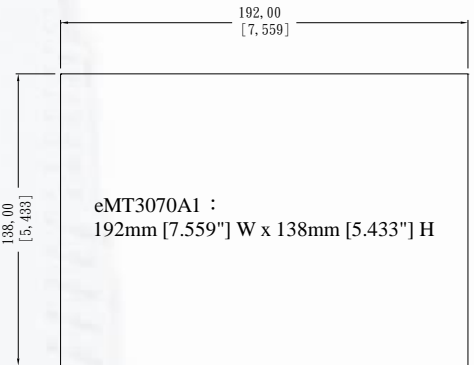
□ **eMT3070A:** 7" TFT LCD HMI, 256MB flash memory/ 256MB RAM on board

□ **FLZ485000**
Multi-Connector cable
Com1[485]/Com3[485]/
CAN Bus

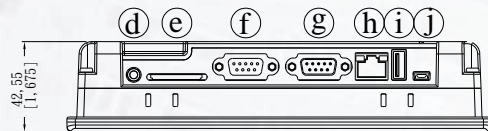
□ **FLZ232000**
Multi-Connector cable
Com1[232]/Com3[232]



Rear View



Cutout Dimensions



Bottom View

a	DIP SW & Reset Button	f	Com1 RS485, Com3 RS485, CAN Bus
b	Fuse	g	Com1 RS232, Com3 RS232
c	Power Connector	h	Ethernet Port
d	Line Out	i	USB Host Port
e	SD Card Slot	j	USB Client Port